



STEIGMANN  
implant institute



**Steigmann Institute**

---

**Soft Tissue Manipulation  
in the Aesthetic Zone**

**Berlin April 11-13, 2024**



GERMANY

# **MARIUS STEIGMANN DDS,PHD**

**Dr. Steigmann graduated in Dental Medicine in TG.Mures Romania in 1987. In 2005 he received his PHD Summa cum laude from the University of Neumarkt (TG.Mures Romania.). Dr. Steigmann is a Diplomate of the ICOI, served as ICOI Vice President of Germany from 2005 to 2011 and was board member of the DGOI for 15 years. He has also received the medal of "Semmelweiss" Budapest University Dental School Dept. Of Oral and Maxillofacial Surgery. Dr. Steigmann is an Adjunct Clinical Associate Professor University of Michigan Dept. of Periodontics and held the position of Adjunct Assistant Professor of Oral and Maxillofacial Surgery Boston University. He is also Honorary Professor of the "Carol Davila" University Bucharest since 2003. Dr. Steigmann is the founder and scientific chairman of "Update Implantologie Heidelberg" 2002-2011 and the founder and director of the "Steigmann Institute". He maintains a private practice in Neckargemünd, Germany**





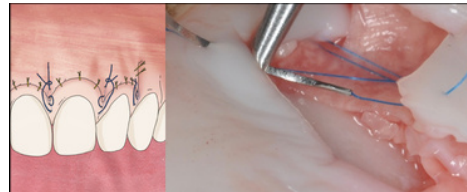
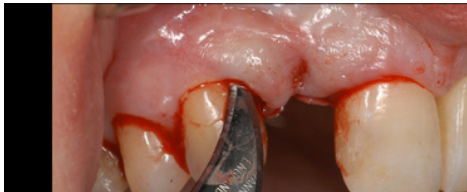
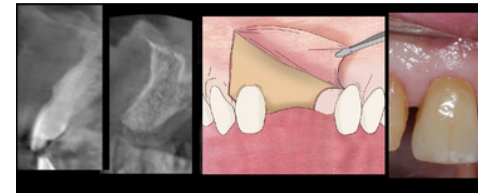
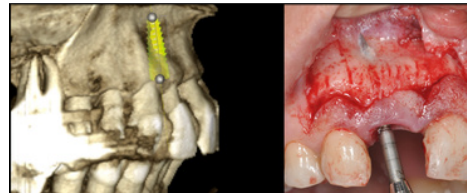
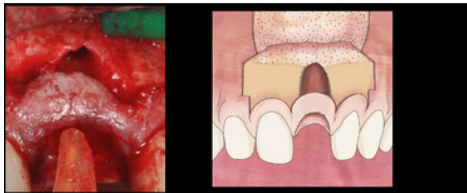
# SOFT TISSUE MANIPULATION IN THE AESTHETIC ZONE

---

Over the years we realized that specific skills in handling tissues are the priority in implant therapy. Adjusting soft tissue handling to the specific anatomy and biotype of each patient. For this reason the courses at Steigmann Institute focus to teach these specific, valid techniques during surgery and prosthetics in a unique comprehensive way.

The achievement of optimal aesthetics around anterior dental implants has been a major challenge for many clinicians. The key to an aesthetically pleasing appearance lies in the clinician's ability to manage properly the soft tissue profile around dental implants.

In the past a general tendency to mimic and copy teeth with implants was observed- functionally and aesthetically. Surgical techniques from oral surgery or periodontology were used in implant surgery, however aesthetically unsuccessful. Hence new incision position, depth, angulation according to the interproximal bone and soft tissue biotype are necessary.



# SOFT TISSUE MANIPULATION IN THE AESTHETIC ZONE

During the course, you will learn new incision flap designs and suturing techniques that have been developed or adjusted by Dr. Steigmann in order to address the aesthetic needs around implants and avoid or correct failures in the aesthetic zone.

Main topics that will be covered:

- Soft tissue tension free – step by step
- Tension free flap adaptation – multiple options
- Suturing techniques with and against tension
- Adequate soft tissue manipulation for thin and thick biotype
- Improve soft tissue thickness
- Create keratinized gingiva
- Incision in the aesthetic zone
- Different flap designs for the aesthetic zone and for GBR
- for soft tissue improvement for creating keratinized gingiva and for gaining soft tissue elasticity
- EBF aesthetic buccal flap, roll flap, pedicular flap and soft tissue uncovering techniques
- Advanced suturing techniques
- Aesthetic soft tissue surgery
- Papillae maintenance
- Papillae reconstruction

Participants will have the opportunity to practice various techniques on the pig jaws using the special splitters designed by Dr. Steigmann. Participants will be able to learn and refine their skills under the guidance of Dr. Steigmann. By the end of the session, attendees will have gained valuable experience and confidence in their abilities, which they can then apply to their own practice.



# REGISTRATION FEES

**Includes all main course lectures & Hands-on Workshop**

**€3,350 +19% vat**

**EARLY BIRD DISCOUNT-** Register before 30 Jan 2024 and receive 5% discount on course fees.





“I am grateful to my mentor, Dr Perlin for introducing me to Prof Dr Marius Steigmann’s incredible course that is unlike any other that I have ever come across. It has changed my perspectives on dental implant surgery and offered detailed insights into the evaluation and management of soft tissue tailored to each patients’ specific needs. Prof Steigmann has also answered most of the questions that I have often asked for years about managing complexities and complications in daily practice. I highly recommend it to anyone of my esteemed colleagues who wish to elevate their understanding and clinical skills in implant dentistry from a solid evidence-based foundation”

- Dr Joseph Tan, Malaysia 2022

“Thank you to Dr Steigmann for sharing your insights and experience with us. Being your student in this 5 modules is the turning point in my dental career. I now have a better perspective of the implant-bone graft-soft tissue perspective. I am grateful for your dedication and commitment to impart knowledge to enlighten us and to making us better surgeons and clinicians.”

- Dr Perlin Loke, Malaysia 2018



“Marius, you have and continue to save us and more importantly many patients from dental death. Life changing and saving meeting you. Thank you”

- Dr Max Patel, Australia 2018

“..a big Thank you to Prof Steigmann for such a structured, relevant and inspiring presentation on surgical concepts & techniques that our universities are either unwilling or unable to teach us. (Btw, I didn’t know what to do with my white cover books. Now I do!”

- Dr Paul Tomazos ,Australia. 2022







**STEIGMANN**  
implant institute

[www.Steigmann-institute.com](http://www.Steigmann-institute.com)  
[steigmanninstitute1@gmail.com](mailto:steigmanninstitute1@gmail.com)



Scan to send an email