



STEIGMANN
implant institute



Steigmann Institute

ADVANCED MASTER COURSE

Soft Tissue Manipulation for Horizontal & Vertical
Augmentation in Non-Aesthetic Zone

Lisbon, Portugal - April 4-6, 2024



MARIUS STEIGMANN DDS,PHD

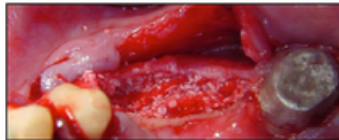
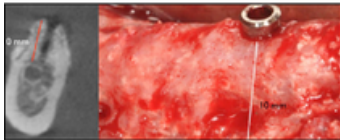

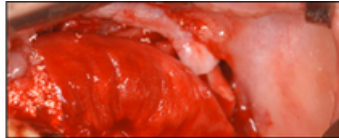
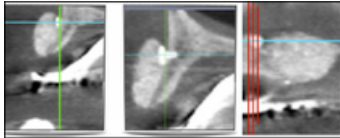
Dr. Steigmann graduated in Dental Medicine in TG.Mures Romania in 1987. In 2005 he received his PHD Summa cum laude from the University of Neumarkt (TG.Mures Romania.). Dr. Steigmann is a Diplomate of the ICOI, served as ICOI Vice President of Germany from 2005 to 2011 and was board member of the DGOI for 15 years. He has also received the medal of "Simmelweiss" Budapest University Dental School Dept. Of Oral and Maxillofacial Surgery. Dr. Steigmann is an Adjunct Clinical Associate Professor University of Michigan Dept. of Periodontics and held the position of Adjunct Assistant Professor of Oral and Maxillofacial Surgery Boston University. He is also Honorary Professor of the "Carol Davila" University Bucharest since 2003. Dr. Steigmann is the founder and scientific chairman of "Update Implantologie Heidelberg" 2002-2011 and the founder and director of the "Steigmann Institute". He maintains a private practice in Neckargemünd, Germany

SOFT TISSUE MANIPULATION FOR HORIZONTAL AND VERTICAL BONE AUGMENTATION

Different tissue biotype react differently to surgical trauma. For this reason, we have adjusted the surgical approach to the phenotype (tissue thickness) specific to each patient and location in the oral cavity.

Most of the complications in bone augmentation are due to soft tissue manipulation like: flap dehiscence, flap tension, flap necrosis, hematoma and swelling, lead to personalized soft tissue managements.

The Soft tissue phenotype/thickness dictates the way it is manipulated for high volume augmentation. Thick biotype can be managed in a classical manner. On the other side thin phenotype/thickness needs new surgical approaches with specific techniques / instruments. The course will describe step by step the gain of soft tissue for tension free closure even incases of reduced soft tissue thickness.



SOFT TISSUE MANIPULATION FOR HORIZONTAL AND VERTICAL BONE AUGMENTATION

During the course, you will learn new incision flap designs and suturing techniques, perform various soft-tissue manipulation procedures such as PRI periosteal releasing incision , mucosal detachment , and many more techniques for the posterior maxilla.

Main topics that will be covered:

- The Mucosal detachment - soft tissue manipulation for thin phenotype or high volume augmentation Soft tissue manipulation for horizontal bone grafting
- Soft tissue manipulation for vertical bone grafting
- Soft tissue tension free closure – step by step
- Tension free flap adaptation – multiple options
- The Mucosal detachment (soft tissue manipulation for thin Phenotype or high volume augmentation)
- Suturing techniques with and against tension.
- Tension suture and reposition suture
- Soft tissue manipulation for guided bone regeneration & implant placement
- PPF - Periosteal Pocket Flap
- VBF - Versatile Buccal Flap
- Adequate soft tissue manipulation for thin and thick phenotype.
- Improve soft tissue thickness
- Create keratinized gingival before and after bone augmentation/implant placement
- Vertical bone augmentation - material, membrane, instruments
- Bone augmentation in the maxilla - palatal sliding flap
- Bone augmentation in the mandible PPF, VBF or Steipod

The program will begin with a didactic portion follow by hands-on exercises on pig jaws, providing participants with an opportunity to expand their knowledge and refine their surgical skills with surgical Instruments, that were developed by Dr. Steigmann.

By the end of the session, attendees will have gained valuable experience and confidence in their abilities, which they can then apply to their own practice.

Registration Fees

Lecture & Hands-on Workshop

REGISTRATION FEES

Includes all main course lectures & Hands-on Workshop €3,350

EARLY BIRD DISCOUNT

Register before 30 Jan 2024 and receive 5% discount on course fees.



Disclaimer: The program is correct at the time of publishing. The organizer reserves the right to delete, modify or alter items from the program or any aspect of the Conference time tabling and delivery at their sole discretion and without notice. Neither the host organization(s) nor the Conference managers will accept any liability for any loss or inconvenience caused to any party consequent to such changes. The organizer reserves the right to cancel, postpone or change the venue, date and time of the event due to unforeseen circumstances. In the event of cancellation, only course fees will be refunded.

PORTUGAL



PAYMENT

Payment mode & option

Personal particulars

First Name: _____ Last Name: _____ Suffix: _____

Address: _____

_____ Country: _____ Post Code: _____

Phone No: _____ Email Address: _____

I hereby apply bindingly for the Steigmann Implant Institute Program in PORTUGAL

Disclaimer:

The program is correct at the time of publishing. The organizer reserves the right to delete, modify or alter items from the program or any aspect of the Conference time tabling and delivery at their sole discretion and without notice. Neither the host organization(s) nor the Conference managers will accept any liability for any loss or inconvenience caused to any party consequent to such changes.

DIRECT BANK TRANSFER payable to Steigmann Institute - Portugal

IBAN: PT50 0269 0151 0020 3551 022 82
BIC/SWIFT: BKBKPTPLXXX
Beneficiário: BELEARNING EDUCATION, LDA

For further information, please contact:

+351 261 815 243 | +351 911 740 569

info@belearning.pt

Av. António Augusto de Aguiar, 21, piso 0, 1050-012, Lisboa



"I am grateful to my mentor, Dr Perlin for introducing me to Prof Dr Marius Steigmann's incredible course that is unlike any other that I have ever come across. It has changed my perspectives on dental implant surgery and offered detailed insights into the evaluation and management of soft tissue tailored to each patients' specific needs. Prof Steigmann has also answered most of the questions that I have often asked for years about managing complexities and complications in daily practice. I highly recommend it to anyone of my esteemed colleagues who wish to elevate their understanding and clinical skills in implant dentistry from a solid evidence-based foundation"

- Dr Joseph Tan, Malaysia 2022

"Thank you to Dr Steigmann for sharing your insights and experience with us. Being your student in this 5 modules is the turning point in my dental career. I now have a better perspective of the implant-bone graft-soft tissue perspective. I am grateful for your dedication and commitment to impart knowledge to enlighten us and to making us better surgeons and clinicians."

- Dr Perlin Loke, Malaysia 2018



"Marius, you have and continue to save us and more importantly many patients from dental death. Life changing and saving meeting you. Thank you"

- Dr Max Patel, Australia 2018

"...a big Thank you to Prof Steigmann for such a structured, relevant and inspiring presentation on surgical concepts & techniques that our universities are either unwilling or unable to teach us. (Btw, I didn't know what to do with my white cover books. Now I do!"

- Dr Paul Tomazos ,Australia. 2022



For further information, please contact:

+351 261 815 243 | +351 911 740 569

info@belearning.pt

Av. António Augusto de Aguiar, 21, piso 0, 1050-012, Lisboa





STEIGMANN
implant institute

